

## Specification Table

Model	Unit	JN-H800	JN-H63	JN-H50	
Travel	X axis	mm(inch)	1250(49.2)	1000(39.4)	800(31.5)
	Y axis	mm(inch)	900(35.4)	750(29.5)	650(25.6)
	Z axis	mm(inch)	900(35.4)	600(23.6)	600(23.6)
	Spindle nose to table centre	mm(inch)	250-1150(9.8-45.3)	100-850(3.9-33.5)	100-750(3.9-29.5)
	Spindle centre to solid column surface	mm(inch)	50-950(2.0-37.4)	50-650(2.0-25.6)	50-650(2.0-25.6)
Table	Working area	mm(inch)	800*800(31.5*31.5)	630*630(24.8*24.8)	500*500(19.7*19.7)
	Max.loading	kg	2500	700	500
	T-slots (No.*Width*Pitch)	Mm(inch)	7*22*100 (7*0.9*3.9)	5*18*100 (5*0.7*3.9)	5*18*100 (5*0.7*3.9)
Spindle	Tool shank	-	BT50	BT50	BT50
	Speed	rpm	6000	6000	6000
	transmission	-	Gear drive	Belt drive	Belt drive
	Bearing lubrication	-	Grease	Grease	Grease
	Cooling system	-	Oil cooled	Oil cooled	Oil cooled
	Spindle motor max.rating	Kw(HP)	15-18.5	22-26	22-26
	Axis motor max.rating(FANUC)	kw	22/26	18.5/22	11/15
Feed rates	Rapids on X/Y/Z axis	m/min	2400	2400	2400
	Max. Cutting feedrate	M/min	1-1000	1-1000	1-1000
Tool Magazine	Tool storage capacity	pcs	40	24(40)	24(40)
	Type of tool(optional)	type	Horizontal Arm	Horizontal Arm	Horizontal Arm
	Max.tool diameter	mm(inch)	125(250 possible)	125(250 possible)	125(250 possible)
	Max.tool weight	kg	10(tool side load)	10(tool side load)	10(tool side load)
Avg.changing time(arm)	Tool to tool	Sec.	3.5	3.5	3.5
	Air source required	Kg/cm <sup>2</sup>	6up	6up	6up
Accuracy	X/Y/Z Positioning (VDI3341)	mm	0.008	0.005	0.005
	X/Y/Z Repeatability (VDI3341)	mm	0.005	0.003	0.003
	Rotary axis positioning	s	5	5	5
	Rotary axis repeatability	s	2	2	2
Dimension	Machine weight(net)	Kg	17000	12000	10000
	Power source required	KVA	40	30	30
	Floor plan(L*W*H)	Mm(inch)	4300*5500 (169.3*216.5)	3420*5024 (134.6*197.8)	3390*5024 (133.5*197.8)

## Configuration List

Standard Accessories
Fanuc 0i-MD Controller
Spindle Speed: 6000 rpm
Spindle Motor
Spindle Lubrication Coolant System
Automatic Lubrication System
Coolant System
X,Y,Z-axis Optical Scales (JN-H63/800), Options for JN-H50
Leveling Bolts and Pads
Tool Kit
24(40 opt)-Tool Magazine Capacity (JN-H63/H50), 40-tool ATC (JN-H800)
Indexing Table 1° Degree (JN-H63/H800), 0.001 Degree (JN-H50)
Chip Conveyor + Chip Bucket
Fully Enclosed Splash Guard
2 Pallet Shuttle
Work Lamp
Chip Auger
Operator's Manual
Maintenance Manual
Programming Manual
Parts List

**Note:** Due to the continuous research and development of products and continuous technological innovation, the company has the right to change and the right to final interpretation, without prior notice.



**JIANGNAN CNC MACHINE TOOL CO., LTD.**  
**JIANGNAN TECHNOLOGY (SONGYANG) CO.,LTD.**  
 Headquarters Add: Jiangnan Science Park,  
 Wenzhou Bridge Industrial Zone, Yueqing City,  
 Zhejiang Province, China  
 Factory Add: Wangcun Industrial Park, Songyang  
 County, Lishui City, Zhejiang Province, China  
 Tel: +86 - 577 - 62867288 - 826  
 Fax: +86 - 577 - 62867288 - 807  
 Mob: +86 - 18312939399  
 http: //www.jnsk.com.cn  
 E-mail: sales@jnsk.com.cn




LINKEDIN

# CHNCIT

Apply to be Sales Agent?

Please email: sales@jnsk.com.cn



**JN-H800**  
**JN-H63**  
**JN-H50**  
 HIGH SPEED HEAVY  
 HORIZONTAL  
 MACHINING CENTER

- Structural Design of High Speed and High Rigidity
- Large space utilization ratio, easy operation
- High production efficiency and chip removal efficiency
- High Speed and High Precision Performance Control System



# JN-H800/H63/H50


## HIGH SPEED HEAVY HORIZONTAL MACHINING CENTER

### High Performance Spindle

Air blowing in the center of the spindle to keep the tool handle clean and improve the processing accuracy.

The air curtain protection of the spindle prevents dust from entering the spindle bearing and improves the life of the spindle.

The nozzles integrated around the spindle avoid adjusting to a single nozzle when processing complex shapes.



### Introduction to Machine Tools

Jiangnan CNC Machine Tool Co., Ltd. was established in 2006. It is a high-tech modern management enterprise specializing in the integration of research, development, manufacturing, sales and after-sales service of CNC machining center, with the right of self-import and export.

With high-quality production standards and fast service, Jiangnan CNC machine tools have developed products independently, high-speed and high-precision CNC machine tools all over the country, with a number of independent research and development patents, and passed the ISO 9001 quality standard certification in 2012.

The reliable products of Jiangnan CNC Machine Tool Co., Ltd. provide the largest range of product selection and the best profit for every customer, so the H series high-speed heavy horizontal machining center is bred. It has high rigidity structure design, stable thermal performance and high processing efficiency. All castings were optimized by finite element analysis (FEA). Products are widely used in energy industry, mining industry, oil and gas industry, abrasive tools and copper and iron industry.

### Guide Rail, Screw

The three-axle guide adopts Germany SCHNEEBERBER55 roller high-speed heavy-duty linear guide with high rigidity, high load, high speed and low temperature.

3-axis screw is made of Japanese THKSBN50X super-high speed super-silent ball screw with DN as high as 2200000 noise and rigid rising speed at low temperature.



### Control System

With the highest performance and high precision control system, FANUC Series Oi-MD system improves accuracy, production efficiency and process safety.

The control system is equipped with CF plug-in card, which increases the additional memory element.

The control system has a variety of error compensation. Achieve high precision processing.



### Precision Gear Box (OP)

Gear-type spindle gearshift device provides strong torque at low speed and ensures stable rotation at high speed, so it has a wider processing range.



# JN-H800/H63/H50

## HIGH SPEED HEAVY HORIZONTAL MACHINING CENTER



### Tool Magazine

Horizontal machining center special tool library, cam segmentation mechanism, high accuracy, low failure; Separate gripper, tool change speed, stable performance, easy maintenance.


Modular design, according to the actual production needs of customers to configure a variety of tool.



### Machine Tool Chip Removal

The built-in twin-screw chip-rolling system can remove chips efficiently and prevent the leakage of the base of the chip-rolling system in the traditional sheet metal assembly.

The double combination of twin screw and chain plate can easily remove the chips from the machine tool and send them to the garbage truck, effectively reducing the non-processing time of the machine tool and reducing the labor intensity of the staff.



### Electric Cabinet

Closed electric cabinet, to prevent any oil and water mist into the cabinet, so as to avoid damp and short circuit or damage of electrical components.

Electrical standards meet safety requirements, neat, orderly and rational layout.



### Electrical Box


The air compressor system is centralized outside the protection and easy to manage and maintain.

The position of the oil injector follows the principle of easy adding lubricating oil and keeping away from electrical components to ensure safety and ease of use.



### Oil-water Separator

Oil contamination in water tank can cause deterioration and odor of cold cutting fluid for a long time. Separator can effectively separate oil contamination and clean water tank.

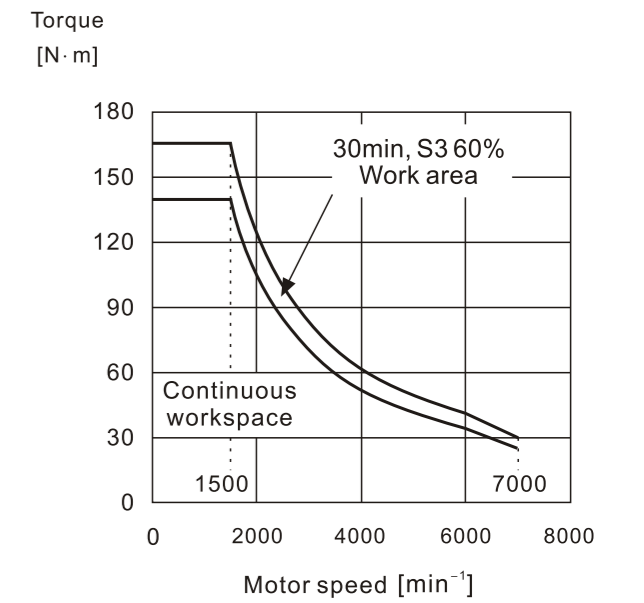
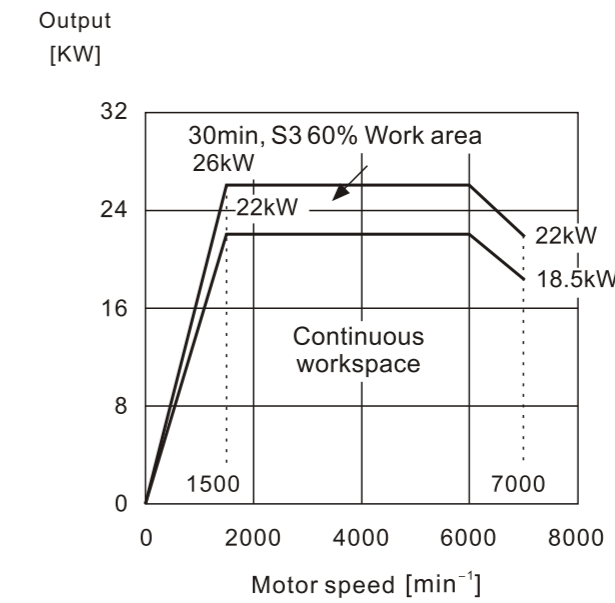


# JN-H800/H63/H50

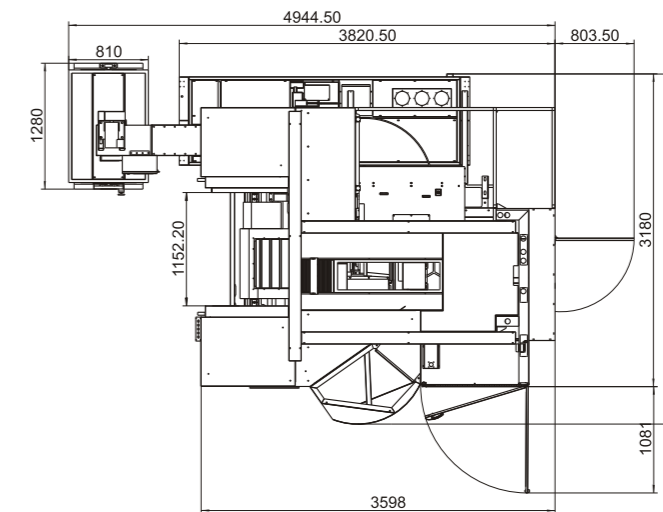
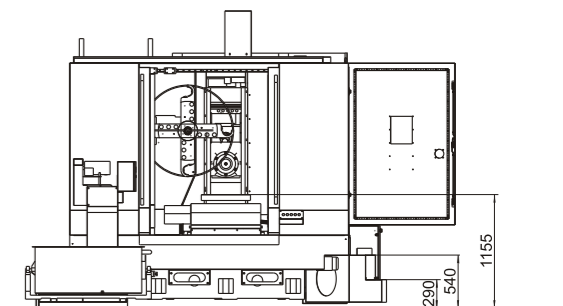
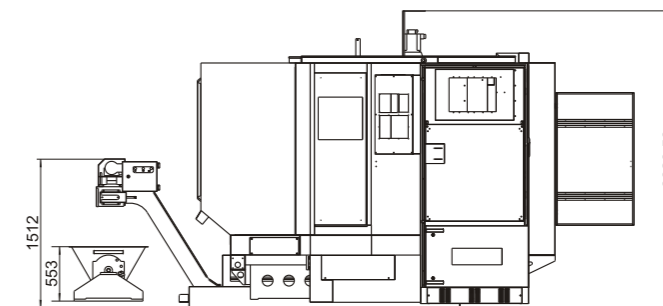
## HIGH SPEED HEAVY HORIZONTAL MACHINING CENTER

### Output characteristics of spindle motor

αil 22/7000HV



### Machine Outward Size Diagram



### Maximum workpiece size

